



# Pocono Environmental Education Center

## 2010 Program Planning Guide

### *Contents Include:*

- 1.) Steps for Success: *Guidelines for planning your PEEC Trip*
- 2.) PEEC Policies for School Groups
- 3.) Clothing & Equipment Packing List
- 4.) Core Curriculum & Activity Descriptions
- 5.) Optional Presenter Description & Pricelist
- 6.) Field Guide to Understanding your Schedule
- 7.) Sample Program Schedule
- 8.) Schedule Key
- 9.) Learning Group Assignment Sheet
- 10.) Campus Map
- 11.) Cabin Assignment Sheet
- 12.) Sample Dining Hall Menu
- 13.) Meal Swamping Procedures
- 14.) Meal Table Assignment Sheet
- 15.) Emergency and Medical Permission Form
- 16.) 2010 Schedule of General Rates (*subject to change...*)











## Clothing and Equipment Suitable for PEEC Experiences

Appropriate footwear is essential! Sturdy, **broken-in** hiking boots or trail shoes are best; work boots may also do the job. Sneakers with good tread are good for many of our activities. In winter, snow boots or water-proof shoes are needed.

For a 3-day, 2-night stay, we recommend:

### Essentials:

- Pillow and sleeping bag or 2 blankets
- 1 towel and a washcloth
- Soap and hand towel (we ask that you provide this in your cabins to reduce the use of paper towels on our campus)
- Toiletries (toothbrush, toothpaste etc)
- 2 pairs of loose fitting pants
- 2 shirts
- Pajamas
- 6 pairs of socks (some will get wet)
- Rainwear- jacket or poncho, boots
- Heavy jacket, gloves, scarf
- Wool sweater or fleece (sweatshirts will not keep you warm if wet)
- Handkerchief or tissues
- Warm (wool or pile) hat (needed year-round)
- Notebook & pencils
- Water bottle
- Backpack to carry gear during the day

### Optional:

- Field guides
- Camera (with name on it)
- Binoculars (with name on them)
- Alarm clock
- Compass

### Please do not bring:

Flashlights  
MP3's/IPods/CD players/etc  
Laptops/handheld games  
Food  
Hairspray  
Cell phones  
**BRAND NEW CLOTHING OR  
FOOTWEAR**

Cabins are not locked during your stay. Please leave valuables and personal snacks at home. Please be aware that you will be outside in most weather almost all day long.















# Special Presenters 2010

## Dancing, Music, & More.....

George Danno /Fred Decker ..... \$375 (Weekday) \$400 (Weekend)  
*Square Dancing Event*

DJ Productions ([www.djpro.com](http://www.djpro.com)).....\$150.00 (1.5 hr Event)  
*School Dance Style Event*

Obi Kaye ([www.shaved-monkey.com](http://www.shaved-monkey.com)) .....\$150-\$250  
*Drum making and drumming program. Programs scheduled only after 7:30PM*

Kofi Maxwell Donkor ([www.bak2roots.com](http://www.bak2roots.com)).....Price Available Upon Request  
*International Master Drummer, Drum Maker and Dancer Maxwell Kofi Donkor provides an exceptional multicultural experience to his audiences whether leading a drum circle with poly-rhythms, songs and chants or by leading an African dance class.*

## Storytelling, Culture & Campfire Programs.....

Kofi Maxwell Donkor ([www.bak2roots.com](http://www.bak2roots.com)).....Price Available Upon Request  
*International Master Drummer & Cultural Educator. Kofi's drumming, music and dance programs are multicultural events extraordinary in scope which leave participants with a true feeling of community and connectedness.*

Ken Galipeau.....\$325.00 (1.5 hr Event)  
*Stories and songs that celebrate the wonder, absurdity, pain and joy of life, imagination, and the soul. Specific "themes" can be requested like the environment, conservation or nature.*

Kathy Pierce..... \$300.00 1 Program  
*Age Appropriate folklore, myth and contemporary storytelling*

Dave Street.....Price Available Upon Request  
*Interactive theatre show that includes stories, science demonstrations, original songs and plenty of audience participation. A show that inspires respect for self and others by teaching a concern for the environment and Nature. Possible discounted or free rate for NJ schools and professional development credit hour for teachers.*

Lenape Lifeways, Inc. ....\$275.00 to \$475.00  
*Programs that teach about traditional Lenape culture, focusing on daily life which followed the rhythms of Nature's cycles.*

Traditional Earth Skills of North America.....\$200.00 and Up  
*Interactive programs that encourage land stewardship and ecological sustainability. Content includes: Lenape culture, native wilderness skills, Lewis & Clark, native artifacts. All meet NJCCC Standards.*

Bear Creations.....Price Available Upon Request  
*Dance troop that will transport your group to a world of traditional Native American culture with music and dance under the guidance of an MC.*

## Natural History & Live Animal Programs.....

Nick Platco: Astrolab Astronomy Program ([www.starsmarsandmore.com](http://www.starsmarsandmore.com)).....Up to \$250.00  
*Mon, Wed and Fri shows only. Can lead Astronomy Night Hike for additional \$50.00*

Nathaniel Whitmore Wild Edibles and Mushroom Walks..... Price Available Upon Request  
*Walks and talks focused on the practical side of the natural world, herbal medicine, foods and healing lifestyles.*

Bob Furrer ([www.bobscrippers.org](http://www.bobscrippers.org)) .....\$275.00  
*Through direct instruction and fun-filled interaction with the audience Bob shares the characteristics, habitats, defenses, eating habits and safety issues of his wide array of reptiles, birds and invertebrates*

Kathy Uhler ([www.poconowildlife.org](http://www.poconowildlife.org)).....\$225.00  
*Live animal program focusing only on NATIVE hawks, owls, mammals and reptiles. All proceeds from live animal presentations go directly to the Pocono Wildlife Rehab Center.*

Jerry and Laura Zelenka.....\$395.00  
*Live animal program focused on adaptation, conservation and habitat.*

Bill Bosenberg ([www.snakes-n-scales.com](http://www.snakes-n-scales.com)).....\$290.00 to \$390.00  
*A unique and engaging live animal experience. Shows are educationally based and include a curriculum guide (available online) for each grade level that includes vocabulary and reading lists, activities and games for the class to participate in both before and after our visit.*

Bill Streeter / Jan Rethrost ([www.dvrconline.org](http://www.dvrconline.org)).....\$295.00  
*Delaware Valley Raptor Center offers students and participants entry into the fascinating world of raptors. The audience will not only gain an understanding of such ecological concepts as predator/prey relationships; they will see raptors up close.*

Pete Mackevich.....\$300.00  
*Live Animal program consists of the handling and discussion of various species, and may include such animals as a 3-Foot Alligator, Blue-Tongue Skink, Red-Foot Tortoise, 8 Inch Marine Toad, Kingsnake, Texas Armadillo and / or a Madagascan Ringtail Lemur.*









# Learning Group Assignment Sheet

Group Name: \_\_\_\_\_

Dates of Visit: \_\_\_\_\_

Please complete the following group assignments prior to your arrival.

**Group 1** \_\_\_\_\_

**Leader:** \_\_\_\_\_

1. \_\_\_\_\_
2. \_\_\_\_\_
3. \_\_\_\_\_
4. \_\_\_\_\_
5. \_\_\_\_\_
6. \_\_\_\_\_
7. \_\_\_\_\_
8. \_\_\_\_\_
9. \_\_\_\_\_
10. \_\_\_\_\_
11. \_\_\_\_\_
12. \_\_\_\_\_
13. \_\_\_\_\_
14. \_\_\_\_\_
15. \_\_\_\_\_

**Group 2** \_\_\_\_\_

**Leader:** \_\_\_\_\_

1. \_\_\_\_\_
2. \_\_\_\_\_
3. \_\_\_\_\_
4. \_\_\_\_\_
5. \_\_\_\_\_
6. \_\_\_\_\_
7. \_\_\_\_\_
8. \_\_\_\_\_
9. \_\_\_\_\_
10. \_\_\_\_\_
11. \_\_\_\_\_
12. \_\_\_\_\_
13. \_\_\_\_\_
14. \_\_\_\_\_
15. \_\_\_\_\_

**Group 3** \_\_\_\_\_

**Leader:** \_\_\_\_\_

1. \_\_\_\_\_
2. \_\_\_\_\_
3. \_\_\_\_\_
4. \_\_\_\_\_
5. \_\_\_\_\_
6. \_\_\_\_\_
7. \_\_\_\_\_
8. \_\_\_\_\_
9. \_\_\_\_\_
10. \_\_\_\_\_
11. \_\_\_\_\_
12. \_\_\_\_\_
13. \_\_\_\_\_
14. \_\_\_\_\_
15. \_\_\_\_\_

**Group 4** \_\_\_\_\_

**Leader:** \_\_\_\_\_

1. \_\_\_\_\_
2. \_\_\_\_\_
3. \_\_\_\_\_
4. \_\_\_\_\_
5. \_\_\_\_\_
6. \_\_\_\_\_
7. \_\_\_\_\_
8. \_\_\_\_\_
9. \_\_\_\_\_
10. \_\_\_\_\_
11. \_\_\_\_\_
12. \_\_\_\_\_
13. \_\_\_\_\_
14. \_\_\_\_\_
15. \_\_\_\_\_



**Group 5** \_\_\_\_\_

**Leader:** \_\_\_\_\_

1. \_\_\_\_\_
2. \_\_\_\_\_
3. \_\_\_\_\_
4. \_\_\_\_\_
5. \_\_\_\_\_
6. \_\_\_\_\_
7. \_\_\_\_\_
8. \_\_\_\_\_
9. \_\_\_\_\_
10. \_\_\_\_\_
11. \_\_\_\_\_
12. \_\_\_\_\_
13. \_\_\_\_\_
14. \_\_\_\_\_
15. \_\_\_\_\_

**Group 7** \_\_\_\_\_

**Leader:** \_\_\_\_\_

1. \_\_\_\_\_
2. \_\_\_\_\_
3. \_\_\_\_\_
4. \_\_\_\_\_
5. \_\_\_\_\_
6. \_\_\_\_\_
7. \_\_\_\_\_
8. \_\_\_\_\_
9. \_\_\_\_\_
10. \_\_\_\_\_
11. \_\_\_\_\_
12. \_\_\_\_\_
13. \_\_\_\_\_
14. \_\_\_\_\_
15. \_\_\_\_\_

**Group 6** \_\_\_\_\_

**Leader:** \_\_\_\_\_

1. \_\_\_\_\_
2. \_\_\_\_\_
3. \_\_\_\_\_
4. \_\_\_\_\_
5. \_\_\_\_\_
6. \_\_\_\_\_
7. \_\_\_\_\_
8. \_\_\_\_\_
9. \_\_\_\_\_
10. \_\_\_\_\_
11. \_\_\_\_\_
12. \_\_\_\_\_
13. \_\_\_\_\_
14. \_\_\_\_\_
15. \_\_\_\_\_

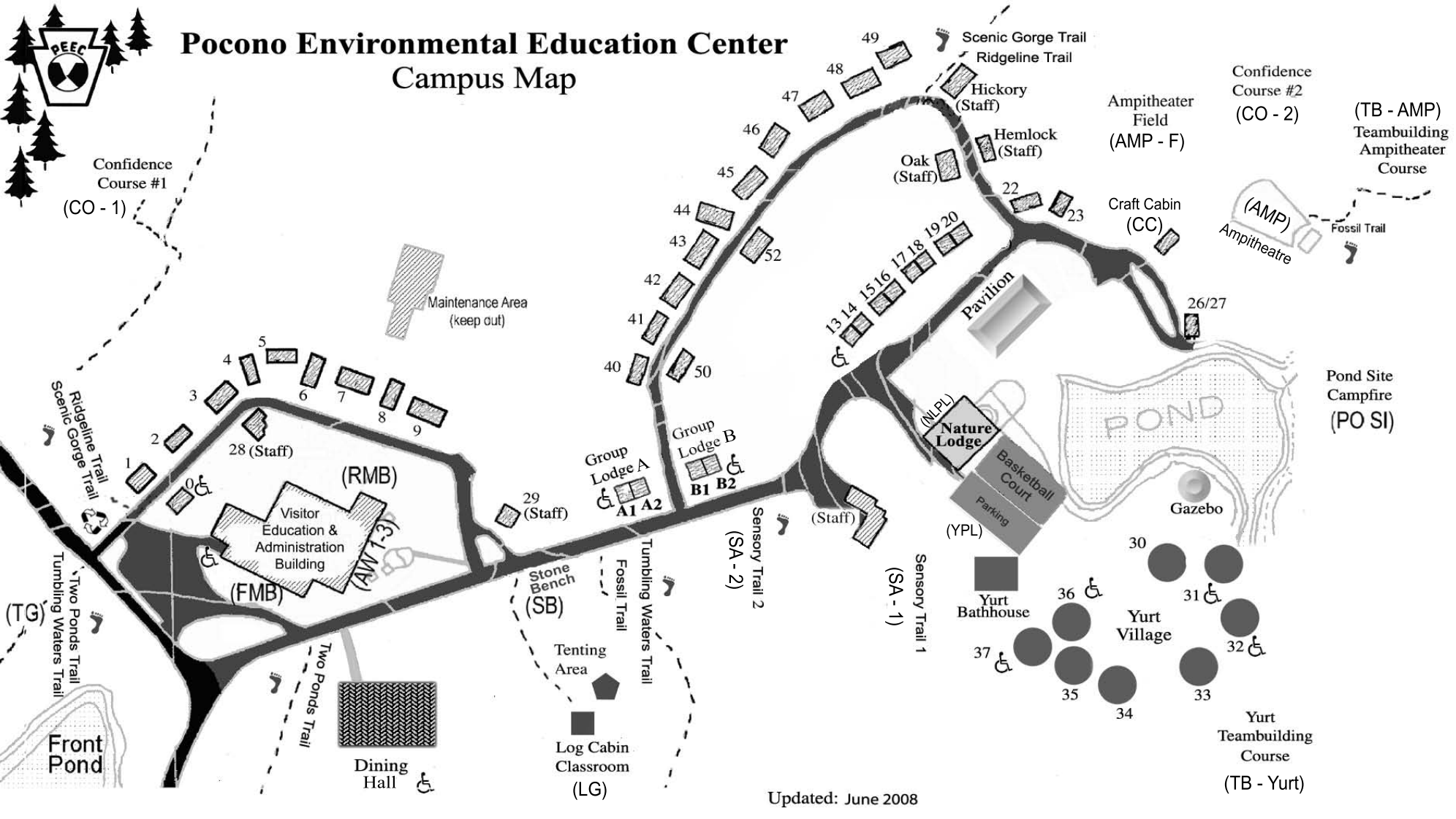
**Group 8** \_\_\_\_\_

**Leader:** \_\_\_\_\_

1. \_\_\_\_\_
2. \_\_\_\_\_
3. \_\_\_\_\_
4. \_\_\_\_\_
5. \_\_\_\_\_
6. \_\_\_\_\_
7. \_\_\_\_\_
8. \_\_\_\_\_
9. \_\_\_\_\_
10. \_\_\_\_\_
11. \_\_\_\_\_
12. \_\_\_\_\_
13. \_\_\_\_\_
14. \_\_\_\_\_
15. \_\_\_\_\_



# Pocono Environmental Education Center Campus Map



Confidence Course #1  
(CO - 1)

Maintenance Area  
(keep out)

Confidence Course #2  
(CO - 2)

(TB - AMP)  
Teambuilding  
Amphitheater  
Course

Amphitheater  
Field  
(AMP - F)

Craft Cabin  
(CC)

(AMP)  
Amphitheater

Pond Site  
Campfire  
(PO SI)

Scenic Gorge Trail  
Ridgeline Trail  
Two Ponds Trail  
Tumbling Waters Trail

Front Pond

(RMB)  
Visitor  
Education &  
Administration  
Building  
(FMB)  
(AW 1-3)

Dining  
Hall

Stone  
Bench  
(SB)

Tenting  
Area  
Log Cabin  
Classroom  
(LG)

Group  
Lodge A  
A1 A2

Group  
Lodge B  
B1 B2

Sensory Trail 2  
(SA - 2)

Sensory Trail 1  
(SA - 1)


(NLPL)  
Nature  
Lodge

Basketball  
Court  
Parking  
(YPL)

Yurt  
Bathhouse


30  
31  
32  
33  
34  
35  
36  
37  
Yurt  
Village

Yurt  
Teambuilding  
Course  
(TB - Yurt)



## Cabin Assignment Sheet

<b>Cabin 0</b> 1. 2. 3. 4. <b>Cabin 2</b> 1. 2. 3. 4. 5. 6. <b>Cabin 3</b> 1. 2. 3. 4. 5. 6. 7. 8. 9. 10. 11. 12.  <b>Cabin 4</b> 1. 2. 3. 4. 5. 6. 7. 8. ...continued	9. 10. 11. 12. <b>Cabin 5</b> 1. 2. 3. 4. 5. <b>Cabin 6</b> 1. 2. 3. 4. 5. 6. <b>Cabin 7</b> 1. 2. 3. 4. 5. 6. <b>Cabin 8</b> 1. 2. 3. 4. 5. 6. 7. 8.	<b>Cabin 9</b> 1. 2. 3. 4. 5. 6. 7. 8. 9. 10. 11. 12. <b>Duplex 13 (ADA)</b> 1. 2. 3. 4. 5. 6. <b>Duplex 14 (ADA)</b> 1. 2. 3. 4. 5. 6. <b>Duplex 15</b> 1. 2. 3. 4. 5. 6.	<b>Duplex 17</b> 1. 2. 3. 4. 5. 6. <b>Duplex 18</b> 1. 2. 3. 4. 5. 6. <b>Duplex 19</b> 1. 2. 3. 4. 5. 6. <b>Duplex 20</b> 1. 2. 3. 4. <b>Cabin 22</b> 1. 2. 3. 4.	<b>Cabin 23</b> 1. 2. 3. 4. <b>Cabin 40</b> 1. 2. 3. 4. 5. 6. <b>Cabin 41</b> 1. 2. 3. 4. 5. 6. 7. 8. <b>Cabin 42</b> 1. 2. 3. 4. 5. 6. 7. 8. 9. 10. 11.	<b>Cabin 43</b> 1. 2. 3. 4. 5. 6. 7. 8. <b>Cabin 44</b> 1. 2. 3. 4. 5. 6. 7. 8. <b>Cabin 45</b> 1. 2. 3. 4. 5. 6. 7. 8. 9. 10. 11. 12.	<b>Cabin 47</b> 1. 2. 3. 4. 5. 6. 7. 8. 9. 10. 11. 12. <b>Cabin 48</b> 1. 2. 3. 4. 5. 6. 7. 8. 9. 10. <b>Cabin 49</b> 1. 2. 3. 4. 5. 6. 7. 8. 9. 10.	<b>Cabin 50</b> 1. 2. 3. 4. 5. 6. 7. 8. 9. 10. 11. 12. <b>Cabin 52</b> 1. 2. 3. 4. 5. 6. 7. 8. 9. 10. 11. 12. 13. 14.
---	---	---	---	--	--	--	--



## Cabin Assignment Sheet

<b>Yurt 30</b>	<b>Yurt 33</b>	<b>Yurt 36 (ADA)</b>	<b>Lodge A1 (ADA)</b>	<b>Lodge A2 (ADA)</b>	<b>Lodge B1 (ADA)</b>	<b>Lodge B2 (ADA)</b>
1.	1.	1.	1.	1.	1.	1.
2.	2.	2.	2.	2.	2.	2.
3.	3.	3.	3.	3.	3.	3.
4.	4.	4.	4.	4.	4.	4.
5.	5.	5.	5.	5.	5.	5.
6.	6.	6.	6.	6.	6.	6.
7.	7.	7.	7.	7.	7.	7.
8.	8.	8.	8.	8.	8.	8.
9.	9.	8.	8.	8.	8.	8.
10.	10.		9.	9.	9.	9.
11.	11.	<b>Yurt 37</b>	10.	10.	10.	10
12.	12.	<b>(ADA)</b>	11.	11.	11.	11.
<b>Yurt 31</b>	<b>Yurt 34</b>	1.	12.	12.	12.	12.
1.	1.	2.	13.	13.	13.	13.
2.	2.	3.	14.	14.	14.	14.
3.	3.	4.	15.	15.	15.	15.
<b>Yurt 32</b>	4.	5.	16.	16.	16.	16.
1.	5.	6.	17.	17.	17.	17.
2.	6.	7.	18.	18.	18.	18.
3.	7.	8.	19.	19.	19.	19.
4.	8.		20.	20.	20.	20.
5.	<b>Yurt 35</b>					
6.	1.		Chaperone	Chaperone	Chaperone	Chaperone
7.	2.		<u>Room:</u>	<u>Room:</u>	<u>Room:</u>	<u>Room:</u>
8.	3.		21.	21.	21.	21.
9.	4.		22.	22	22	22
10.	5.					
11.	6.					
12.	7.					
	8.					







## Meal Table Assignments

Organization: \_\_\_\_\_

Dates of Visit: \_\_\_\_\_

Mealtime Leader: \_\_\_\_\_

Swampers should be assigned prior to your visit. A *swamper* is the person who is responsible for set-up and clean-up of their table at each meal. Each table should have one assigned for each meal.

Set up swamping is done 15 minutes before each mealtime.

Please complete the following table assignments prior to arrival.

**Please note:** On average, PEEC's dining hall accommodates up to 250 people at full capacity at large rectangular tables that seat 8, although we do not recommend this many people eating at one time.

### Table 1

Swamper B \_\_\_\_\_

Swamper L \_\_\_\_\_

Swamper D \_\_\_\_\_

1. \_\_\_\_\_
2. \_\_\_\_\_
3. \_\_\_\_\_
4. \_\_\_\_\_
5. \_\_\_\_\_
6. \_\_\_\_\_
7. \_\_\_\_\_
8. \_\_\_\_\_

### Table 3

Swamper B \_\_\_\_\_

Swamper L \_\_\_\_\_

Swamper D \_\_\_\_\_

1. \_\_\_\_\_
2. \_\_\_\_\_
3. \_\_\_\_\_
4. \_\_\_\_\_
5. \_\_\_\_\_
6. \_\_\_\_\_
7. \_\_\_\_\_
8. \_\_\_\_\_

### Table 2

Swamper B \_\_\_\_\_

Swamper L \_\_\_\_\_

Swamper D \_\_\_\_\_

1. \_\_\_\_\_
2. \_\_\_\_\_
3. \_\_\_\_\_
4. \_\_\_\_\_
5. \_\_\_\_\_
6. \_\_\_\_\_
7. \_\_\_\_\_
8. \_\_\_\_\_

### Table 4

Swamper B \_\_\_\_\_

Swamper L \_\_\_\_\_

Swamper D \_\_\_\_\_

1. \_\_\_\_\_
2. \_\_\_\_\_
3. \_\_\_\_\_
4. \_\_\_\_\_
5. \_\_\_\_\_
6. \_\_\_\_\_
7. \_\_\_\_\_
8. \_\_\_\_\_

**Table 5**

Swamper B \_\_\_\_\_

Swamper L \_\_\_\_\_

Swamper D \_\_\_\_\_

1. \_\_\_\_\_

2. \_\_\_\_\_

3. \_\_\_\_\_

4. \_\_\_\_\_

5. \_\_\_\_\_

6. \_\_\_\_\_

7. \_\_\_\_\_

8. \_\_\_\_\_

**Table 6**

Swamper B \_\_\_\_\_

Swamper L \_\_\_\_\_

Swamper D \_\_\_\_\_

1. \_\_\_\_\_

2. \_\_\_\_\_

3. \_\_\_\_\_

4. \_\_\_\_\_

5. \_\_\_\_\_

6. \_\_\_\_\_

7. \_\_\_\_\_

8. \_\_\_\_\_

**Table 7**

Swamper B \_\_\_\_\_

Swamper L \_\_\_\_\_

Swamper D \_\_\_\_\_

1. \_\_\_\_\_

2. \_\_\_\_\_

3. \_\_\_\_\_

4. \_\_\_\_\_

5. \_\_\_\_\_

6. \_\_\_\_\_

7. \_\_\_\_\_

8. \_\_\_\_\_

**Table 8**

Swamper B \_\_\_\_\_

Swamper L \_\_\_\_\_

Swamper D \_\_\_\_\_

1. \_\_\_\_\_

2. \_\_\_\_\_

3. \_\_\_\_\_

4. \_\_\_\_\_

5. \_\_\_\_\_

6. \_\_\_\_\_

7. \_\_\_\_\_

8. \_\_\_\_\_

**Table 9**

Swamper B \_\_\_\_\_

Swamper L \_\_\_\_\_

Swamper D \_\_\_\_\_

1. \_\_\_\_\_

2. \_\_\_\_\_

3. \_\_\_\_\_

4. \_\_\_\_\_

5. \_\_\_\_\_

6. \_\_\_\_\_

7. \_\_\_\_\_

8. \_\_\_\_\_

**Table 10**

Swamper B \_\_\_\_\_

Swamper L \_\_\_\_\_

Swamper D \_\_\_\_\_

1. \_\_\_\_\_

2. \_\_\_\_\_

3. \_\_\_\_\_

4. \_\_\_\_\_

5. \_\_\_\_\_

6. \_\_\_\_\_

7. \_\_\_\_\_

8. \_\_\_\_\_



